



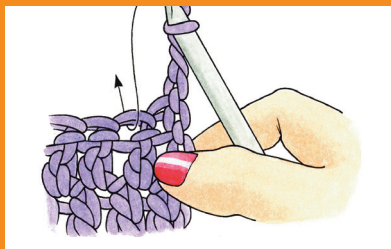
embrace flower power with Carol Bateup's crocheted headband

This headband makes use of puff stitch. Whilst similar to bobble stitch, it creates a softer shape that won't irritate baby's head. It's created by working multiple

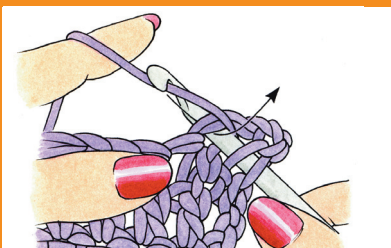
stitches into the same chain. Once the main band is finished, work up a pretty flower in contrasting yarn by working trebles into a magic ring, followed by double crochet.

TREBLE (TR)

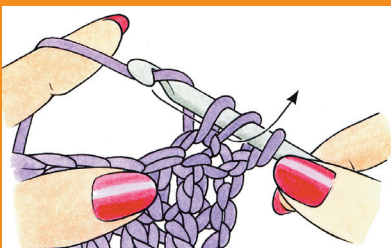
Treble crochet is slightly taller than half treble crochet but is made in a similar way.



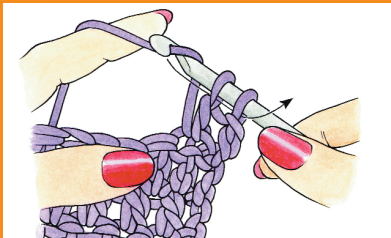
1 (You will need a turning chain of 3 sts) Yarn over the hook. Insert the hook through the stitch.



2 Yarn over the hook and draw back through the work. There will be three loops of yarn on the hook.



3 Yarn over the hook and draw through the first two loops. This will leave two loops on the hook.



4 Yarn over the hook and draw through all the loops. This will leave one loop on the hook.



Stitches used:

Chain (ch)
Slip stitch (sl st)
Double crochet (dc)
Puff stitch (ps)
Treble (tr)

Size:

To fit:
3-6 months

headband

Using 5mm hook and green yarn make 60 ch, join with a sl st into first ch to form a ring

Rnd 1: 1dc into each ch to end

Rnd 2: (ps, 1ch, miss one ch from row below) to end, sl st into first ch sp

Rnd 3: rep Rnd 1, making each ps into ch sp from prev rnd

Rnd 4: rep Rnd 2

Rnd 5: 1dc into each st to end, sl st into first dc

Cut yarn and weave in any loose ends

flower

Using 5mm hook and white yarn make a magic loop and work

12tr into it, join with a sl st into first tr. Fasten off white yarn, join in orange yarn

Next rnd: (3ch, miss a st, 1dc into next st) six times. Six 3ch sps created

Next rnd: working into 3ch sp from prev rnd (sl st, 2dc, 1tr, 2dc, sl st) six times. Fasten off, sew in loose ends

to make up

Attach flower to headband with a button

Stitch Dictionary

PUFF STITCH (PS)

Yoh, insert hook into ch, yoh, pull through. Three sts on hook. Yoh, hook into ch, yoh, pull through. Five sts on hook. Yoh, pull through, yoh, pull through. Seven sts on hook. Yoh, pull through these seven sts